



DIVISION MEMORANDUM

No. 253, s. 2016

ANNOUNCING THE POSTING OF THE RESULTS OF THE SCREENING OF APPLICANTS FOR TEACHER 1 POSITION (SECONDARY LEVELS) OF CEBU PROVINCE DIVISION FOR SCHOOL YEAR 2016-2017

To: Assistant Superintendents
Education Supervisors/Coordinators
District Supervisors/OICs/Caretakers
Elementary and Secondary School Heads
Teachers & All Others Concerned

1. The field is hereby informed that the **Results of the Screening of Teacher 1 Applicants (Secondary Level) for School Year 2016-2017** is now posted in the premises of the Division Office in Cebu Province. The duration of the posting will be from May 27, 2016 to June 10, 2016.
2. Teacher-applicants (Secondary Level) who were included in the Registry of Qualified Applicants (RQA) DO7, s. 2015 are advised to visit the ASDS Office of Dr. Ester A. Futalan for the confirmation of scores. Introduction of new documents is no longer allowed.
3. Those Teacher-Applicants who scored lower than 70 and are not included in the Registry of Qualified Applicants (RQA) DO7, s. 2015 are subject to recalibration using DepEd Order No. 22, s. 2015.
4. Immediate dissemination of and strict compliance with this **Memorandum** is directed.


RHEA MARIA ANGTUD, Ed. D., CESO VI
Schools Division Superintendent

Telephone Numbers:

Schools Division Superintendent:	(032) 255-6405
Asst. Schools Division Superintendent:	(032) 414-7457
Accounting Section:	(032) 254-2632
Disbursing Section:	(032) 255-4401
Admin/Legal:	(032) 253-7847

Website : www.depedcebuprovince.com
E-mail Add : depedcebuprovince@yahoo.com



Department of Education
Region VII, Central Visayas
DIVISION OF CEBU PROVINCE
Old IPHO Building, Sudlon, Lahug
Cebu City



**FOR POSTING
PURPOSES ONLY**

REGISTRY OF QUALIFIED APPLICANTS (SECONDARY)

S.Y. 2016-2017

(Based on DepEd Order No. 7., s. 2015)

No.	Name of Applicant	Address	Major	A. EDUCATION (20%)					B. TEACHING EXPERIENCE (15%)					C. LET/PBET RATING (15%)		D. SPECIALIZED TRAINING (10%)			I N T E R V I E W %	D E M O N S T R A T I O N %	G. COMMUNICATION SKILLS (15%)		Total	R a n k	R e m a r k s
				GWA	Eq. Points	Maste r's/ Docto rate	Eq. Points	TOTA L	Yr. & Mos.	Eq. Point s	KVT/ LGU- Funde d Experie	Eq. Points	TOTA L	Rating	Pts.	Cer tific ate	Skill' s Dem o	TOTA L			EPT	0.15			
1	FORMENTERA JENALYN D.	MADRIDEJOS	SOCIAL STUDIES	1.42	15.60		0.00	15.60	9	12.00		0.00	12.00	78.2	12	5	5	10.0	9.3	15.0	61.11	9.17	83.10	1	
2	ARDILLO , ALFIE M.	BALAMBAN	FILIPINO	1.20	16.80		0.00	16.80	5	7.50		0.00	7.50	81.8	13	5	5	10.0	10.0	15.0	61.11	9.17	81.47	2	
3	DAYAGANON , MARIA SOCCORO G.	CONSOLACION	MATH	1.58	15.00		0.00	15.00	9	12.00		0.00	12.00	76.6	11	5	5	10.0	10.0	14.5	57.78	8.67	81.17	3	
4	CASTILLA , PAQUITA E.	BALAMBAN	MATH	1.75	13.80		0.00	13.80	12	12.00		0.00	12.00	83.0	13	5	5	10.0	10.0	12.3	66.67	10.00	81.05	4	
5	CANAS , MARY CLEHVE L.	BALAMBAN	ENGLISH	2.17	11.40		0.00	11.40	12	12.00		0.00	12.00	75.0	11	5	5	10.0	10.0	14.5	64.44	9.67	78.57	5	
6	OBLIGADO , BUENA L.	ALEGRIA	ENGLISH	1.80	13.20		0.00	13.20	19	12.00		0.00	12.00	75.0	11	5	5	10.0	10.0	14.0	43.33	6.50	76.70	6	
7	SEVILLEJO , CHERRYL M.	CONSOLACION	ENGLISH	2.89	7.20		0.00	7.20	15	12.00		0.00	12.00	82.0	13	5	5	10.0	10.0	13.8	71.11	10.67	76.62	7	
8	DINOPOL , BERNARDINA Z.	DUMANJUG	MATH	1.48	15.60		0.00	15.60	1.7	2.55		0.00	2.55	83.2	13	5	5	10.0	10.0	14.6	72.22	10.83	76.61	8	
9	GARCIA , LYNN JEAN	CARMEN	TLE HE	1.57	15.00		0.00	15.00	5	7.50		0.00	7.50	78.4	12	5	5	10.0	8.7	14.0	61.11	9.17	76.33	9	
10	CULANAG , KINNETH ANTHON B.	OSLOB	MATHEMATICS	1.87	13.20		0.00	13.20	4.7	7.05		0.00	7.05	78.2	12	5	5	10.0	10.0	15.0	57.78	8.67	75.92	10	
11	SALOMERI , TERESITA B.	ARGAO	ENGLISH	1.33	16.20		0.00	16.20	4.7	7.05		0.00	7.05	79.8	12	5		5.0	10.0	14.6	72.22	10.83	75.71	11	
12	PELAYO , MOONYEEN	COMPOSTELA	BIOLOGY	1.70	13.80		0.00	13.80	5	7.50		0.00	7.50	77.0	11	5	5	10.0	10.0	14.0	62.22	9.33	75.63	12	
13	SARTAGODA , ROLDAN S.	DUMANJUG	TLE	2.02	12.00		0.00	12.00	11	12.00		0.00	12.00	76.2	11	5	5	10.0	10.0	13.1	50.00	7.50	75.63	13	
14	ADLAWAN , MICHELE S.	BALAMBAN	ENGLISH	1.99	12.60		0.00	12.60	4	6.00		0.00	6.00	78.8	12	5	5	10.0	10.0	14.8	67.78	10.17	75.52	14	
15	VALDEZCO , ANA FLOR T.	SAN REMEGIO	ENGLISH	1.47	15.60		0.00	15.60	3.6	5.40		0.00	5.40	80.2	12	5	5	10.0	8.7	14.5	61.11	9.17	75.33	15	



Department of Education
Region VII, Central Visayas
DIVISION OF CEBU PROVINCE
Old IPHO Building, Sudlon, Lahug
Cebu City



**FOR POSTING
PURPOSES ONLY**

REGISTRY OF QUALIFIED APPLICANTS (SECONDARY)

S.Y. 2016-2017

(Based on DepEd Order No. 7., s. 2015)

No.	Name of Applicant	Address	Major	A. EDUCATION (20%)					B. TEACHING EXPERIENCE (15%)					C. LET/PBET RATING (15 %)		D. SPECIALIZED TRAINING (10 %)			I N T E R V I O E %	DEM O TE A C H I N G 15%	G. COMMUNICATION SKILLS (15 %)		Total	R a n k	R e m a r k s
				GWA	Eq. Points	Maste r's/ Docto rate	Eq. Points	TOTA L	Yr. & Mos.	Eq. Point s	KVT/ LGU- Funde d Experie	Eq. Points	TOTA L	Rating	Pts.	Cer tific ate	Skill' s Demo	TOTA L			EPT	0.15			
16	LUCERO , IVY	E. COMPOSTELA	ENGLISH	1.48	15.60		0.00	15.60	3	4.50		0.00	4.50	81.4	13	5	5	10.0	10.0	12.0	67.78	10.17	75.27	16	
17	RAMOS , AILENE	A. DALAGUETE	FILIPINO	1.71	13.80		0.00	13.80	3.8	5.70		0.00	5.70	80.2	12	10		10.0	10.0	15.0	57.78	8.67	75.17	17	
18	NABLE , ALMA VIVA	G TUBURAN	TLE	1.99	12.60		0.00	12.60	6	9.00		0.00	9.00	77.2	11	5	5	10.0	6.7	15.0	72.22	10.83	75.10	18	
19	ARCILLA , APRIL ROSE	L. LILOAN	ENGLISH / FILIPINO	1.58	15.00		0.00	15.00	3	4.50		0.00	4.50	80.0	12	5	5	10.0	10.0	15.0	54.44	8.17	74.67	19	
20	SUPLAAG , MELBERT	LILOAN	ENGLISH	1.60	14.40		0.00	14.40	3	4.50		0.00	4.50	79.6	12	5	5	10.0	10.0	14.0	64.44	9.67	74.57	20	
21	MANALO , MARIECHRIS	O. LILOAN	SCIENCE	2.10	11.40		0.00	11.40	3	4.50		0.00	4.50	78.8	12	5	5	10.0	13.0	13.6	66.67	10.00	74.53	21	
22	KINTANAR , MELOTTE MARINA Z.	ARGAO	TLE	1.50	15.00		0.00	15.00	2	3.00		0.00	3.00	81.0	13	5	5	10.0	10.0	14.8	57.78	8.67	74.42	22	
23	ABASTAS , ANALOU	T. BALAMBAN	ENGLISH	2.04	12.00		0.00	12.00	8	12.00		0.00	12.00	78.8	12	5		5.0	10.0	14.3	61.11	9.17	74.42	23	
24	DUENAS , MAYCHIL	S. COMPOSTELA	BIOLOGY - CHEMISTRY	1.82	13.20		0.00	13.20	7	10.50		0.00	10.50	79.4	12	5		5.0	10.0	14.1	63.33	9.50	74.32	24	
25	ABAPO , IMEE	E. DUMANJUG	PHYSICAL SCIENCE	2.20	10.80		0.00	10.80	6	9.00		0.00	9.00	75.4	11	10		10.0	10.0	14.8	56.67	8.50	74.05	25	
26	TAN , GRACHELLE	B. DAANBANTAYAN	ENGLISH	1.76	13.80		0.00	13.80	2.4	3.60		0.00	3.60	77.4	11	5	5	10.0	10.0	14.8	72.22	10.83	73.98	26	
27	SANTIA , CRISTINA MARIE	G BARILI	TLE	1.58	15.00		0.00	15.00	5.8	8.70		0.00	8.70	76.2	11	5	5	10.0	8.7	13.9	43.33	6.50	73.74	27	
28	DELA PENA , CRIS	CARMEN	BIOLOGY	1.19	17.40		0.00	17.40	3	4.50		0.00	4.50	86.0	14	10		10.0	6.0	13.6	54.44	8.17	73.69	28	
29	COTEJO , ROSE PAULINE	A. SAN REMEGIO	ENGLISH	1.40	15.60		0.00	15.60		0.00		0.00	0.00	83.6	13	5	5	10.0	10.0	14.0	73.33	11.00	73.60	29	
30	MALINAO , SHIERRA ANNE	V. TUBURAN	ENGLISH	2.20	10.80		0.00	10.80	2.5	3.75		0.00	3.75	80.2	12	5	5	10.0	10.0	15.0	80.00	12.00	73.55	30	



Department of Education
Region VII, Central Visayas
DIVISION OF CEBU PROVINCE
Old IPHO Building, Sudlon, Lahug
Cebu City



**FOR POSTING
PURPOSES ONLY**

REGISTRY OF QUALIFIED APPLICANTS (SECONDARY)

S.Y. 2016-2017

(Based on DepEd Order No. 7., s. 2015)

No.	Name of Applicant	Address	Major	A. EDUCATION (20%)					B. TEACHING EXPERIENCE (15%)					C. LET/PBET RATING (15%)		D. SPECIALIZED TRAINING (10%)			INTERVIEW %	DEMO TEACHING 15%	G. COMMUNICATION SKILLS (15%)		Total	Rank	Remarks
				GWA	Eq. Points	Master's/ Doct rate	Eq. Points	TOTAL	Yr. & Mos.	Eq. Points	KVT/LGU-Funded Experie	Eq. Points	TOTAL	Rating	Pts.	Certificate	Skills Demo	TOTAL			EPT	0.15			
31	LUMAPAS, CHRISAM MARIE R.	LILOAN	TLE	1.50	15.00		0.00	15.00	3	4.50		0.00	4.50	82.4	13	10		10.0	8.0	12.4	71.11	10.67	73.54	31	
32	ZOZOBRAO, TYRELL T.	DUMANJUG	ENGLISH	1.66	14.40		0.00	14.40	2	3.00		0.00	3.00	81.4	13	5	5	10.0	10.0	14.4	57.78	8.67	73.44	32	
33	JUMAO-AS, CHARLOU C.	DAANBANTAYAN	SOCIAL SCIENCE	1.97	12.60		0.00	12.60	3	4.50		0.00	4.50	77.2	11	10		10.0	10.0	15.0	68.89	10.33	73.43	33	
34	MIRANDA, MANILYN	BANTAYAN	ENGLISH	1.50	15.00		0.00	15.00	2	3.00		0.00	3.00	80.4	12	10		10.0	9.3	14.0	66.67	10.00	73.33	34	
35	JAYSON, ELMA J.	SAN FERNANDO	SCIENCE	1.83	13.20		0.00	13.20	4	6.00		0.00	6.00	75.0	11	5	5	10.0	10.0	14.6	56.67	8.50	73.33	35	
36	ORILLO, JUDELYN A.	TUDELA	ENGLISH	1.32	16.20		0.00	16.20	0.8	1.20		0.00	1.20	83.4	13	5	5	10.0	10.0	13.3	63.33	9.50	73.15	36	
37	ALOLOR, SHIELA MAE R.	BANTAYAN	SCIENCE	1.70	13.80		0.00	13.80	1	1.50		0.00	1.50	83.0	13	5	5	10.0	10.0	13.5	75.56	11.33	73.13	37	
38	DESALES, FEBIE ROSE	BANTAYAN	FILIPINO	1.80	13.20		0.00	13.20	3	4.50		0.00	4.50	83.2	13	5	5	10.0	8.7	14.3	63.33	9.50	73.12	38	
39	MONTERDE, DENVER V.	DAANBANTAYAN	BIOLOGY	1.50	15.00		0.00	15.00	2.5	3.75		0.00	3.75	77.0	11	5	5	10.0	10.0	14.5	58.89	8.83	73.08	39	
40	GAMBOA, ANTONIETTA N.	BALAMBAN	MATH	1.80	13.20	Master's Degree	1.00	14.20	4.8	7.20		0.00	7.20	75.2	11	5	5	10.0	10.0	13.0	51.11	7.67	73.07	40	
41	TANO, HANELIN M.	SOGOD	MATH	1.54	15.00		0.00	15.00	1.8	2.70		0.00	2.70	78.6	12	5	5	10.0	9.3	14.0	66.67	10.00	73.03	41	
42	MUANA, ELMARIO B.	SAN FRANCISCO	TLE	1.50	15.00		0.00	15.00	3.7	5.55		0.00	5.55	78.6	12	5	5	10.0	8.7	13.0	57.78	8.67	72.88	42	
43	UDTOJAN, JENNY C.	OSLOB	TLE	1.60	14.40		0.00	14.40	0.7	1.05		0.00	1.05	81.4	13	10		10.0	10.0	14.0	66.67	10.00	72.45	43	
44	SURALTA, JOEL	PORO	TLE	1.80	13.20		0.00	13.20	11	12.00		0.00	12.00	75.0	11	5	5	10.0	6.0	13.0	47.78	7.17	72.37	44	
45	ALIMPOLOS, SHANEE MARIE T.	SAN FERNANDO	TLE	1.63	14.40		0.00	14.40	1.8	2.70		0.00	2.70	78.0	12	5	5	10.0	10.0	14.8	56.67	8.50	72.35	45	



Department of Education
Region VII, Central Visayas
DIVISION OF CEBU PROVINCE
Old IPHO Building, Sudlon, Lahug
Cebu City



**FOR POSTING
PURPOSES ONLY**

REGISTRY OF QUALIFIED APPLICANTS (SECONDARY)

S.Y. 2016-2017

(Based on DepEd Order No. 7., s. 2015)

No.	Name of Applicant			Address	Major	A. EDUCATION (20%)					B. TEACHING EXPERIENCE (15%)					C. LET/PBET RATING (15%)		D. SPECIALIZED TRAINING (10%)			INTERVIEW %	DEMO TEACHING 15%	G. COMMUNICATION SKILLS (15%)		Total	Rank	Remarks
						GWA	Eq. Points	Master's/ Doct rate	Eq. Points	TOTAL	Yr. & Mos.	Eq. Points	KVT/LGU-Funded Experience	Eq. Points	TOTAL	Rating	Pts.	Certificate	Skills Demo	TOTAL			EPT	0.15			
46	LASPONA	ELSA	I.	BALAMBAN	ENGLISH	1.84	13.20		0.00	13.20	2.2	3.30		0.00	3.30	80.2	12	5	5	10.0	10.0	15.0	58.89	8.83	72.33	46	
47	CONDE	AILEEN	B.	CONSOLACION	MATH	1.70	13.80		0.00	13.80	2.1	3.15		0.00	3.15	83.8	13	5	5	10.0	8.7	13.9	65.56	9.83	72.33	47	
48	PEPITO	CRISTAL	O.	DAANBANTAYAN	MATH	1.70	13.80		0.00	13.80	2.9	4.35		0.00	4.35	78.6	12	5	5	10.0	10.0	14.5	51.11	7.67	72.32	48	
49	ESPINOSA	DANIELA	V.	MINGLANILLA	GEN SCIENCE	2.19	11.40		0.00	11.40	24	12.00		0.00	12.00	75.0	11	5		5.0	10.0	14.0	58.89	8.83	72.23	49	
50	SABINAY	JEFF PAUL NINO	G.	MINGLANILLA	MATHEMATICS	1.57	15.00		0.00	15.00	2.8	4.20		0.00	4.20	75.0	11	5	5	10.0	10.0	14.5	50.00	7.50	72.20	50	
51	DAGALA	FAITH	P.	BALAMBAN	ENGLISH	1.62	14.40		0.00	14.40	6	9.00		0.00	9.00	77.2	11	5		5.0	10.0	13.8	60.00	9.00	72.15	51	
52	MUANA	CHRISTOPHER	S.	PORO	VALUES EDUCATION	2.00	12.00		0.00	12.00	2.4	3.60		0.00	3.60	83.0	13	5	5	10.0	10.0	14.4	61.11	9.17	72.14	52	
53	GELIG	GILBERT	G.	CONSOLACION	SOCIAL STUDIES	1.73	13.80		0.00	13.80	2	3.00		0.00	3.00	75.0	11	5	5	10.0	10.0	15.0	62.22	9.33	72.13	53	
54	LAURON	CARMELITO	S.	CONSOLACION	MATH	1.41	15.60		0.00	15.60	4	6.00		0.00	6.00	76.8	11	5	5	10.0	9.3	12.5	51.11	7.67	72.10	54	
55	ALEGUEN	JUDITH	M.	CONSOLACION	MATH	1.64	14.40		0.00	14.40	2.1	3.15		0.00	3.15	83.6	13	5	5	10.0	9.3	12.6	63.33	9.50	72.01	55	
56	ESTANERO	LELAMIE	M.	BORBON	FILIPINO	1.94	12.60		0.00	12.60	3	4.50		0.00	4.50	75.0	11	5	5	10.0	9.0	14.0	72.22	10.83	71.93	56	
57	MONTE	ROBERT		LILLOAN	MATH	1.70	13.80		0.00	13.80	3	4.50		0.00	4.50	83.4	13	10		10.0	10.0	11.1	63.33	9.50	71.92	57	
58	GOC-ONG	GRACE	A.	CONSOLACION	GENERAL SCIENCE	2.00	12.00		0.00	12.00	7	10.50		0.00	10.50	76.2	11	5	5	10.0	6.0	13.3	61.11	9.17	71.92	58	
59	BANO	JESSA MAE		PORO	MATH	1.58	15.00		0.00	15.00	1	1.50		0.00	1.50	76.6	11	5	5	10.0	10.0	14.4	66.67	10.00	71.88	59	
60	IJAN	WILFREDO JR	N.	LILLOAN	TLE	2.20	10.80		0.00	10.80	6	9.00		0.00	9.00	76.8	11	5	5	10.0	10.0	13.4	51.11	7.67	71.84	60	



Department of Education
Region VII, Central Visayas
DIVISION OF CEBU PROVINCE
Old IPHO Building, Sudlon, Lahug
Cebu City



**FOR POSTING
PURPOSES ONLY**

REGISTRY OF QUALIFIED APPLICANTS (SECONDARY)

S.Y. 2016-2017

(Based on DepEd Order No. 7., s. 2015)

No.	Name of Applicant	Address	Major	A. EDUCATION (20%)					B. TEACHING EXPERIENCE (15%)					C. LET/PBET RATING (15%)		D. SPECIALIZED TRAINING (10%)			I N T E R V I E W %	DEM O N S T R A T I O N %	G. COMMUNICATION SKILLS (15%)		Total	R a n k	R e m a r k s
				GWA	Eq. Points	Master's/Doctorate	Eq. Points	TOTAL	Yr. & Mos.	Eq. Points	KVT/LGU-Funded Experience	Eq. Points	TOTAL	Rating	Pts.	Certificate	Skills Demo	TOTAL			EPT	0.15			
61	LOPEZ, MA. FAITH O.	PINAMUNGAJAN	MATH	1.30	16.20		0.00	16.20		0.00		0.00	0.00	84.8	14	5		5.0	10.0	14.6	80.00	12.00	71.83	61	
62	BUSTAMANTE, JESON A.	CONSOLACION	ENGLISH	1.72	13.80	Master's Degree	1.00	14.80		0.00		0.00	0.00	80.4	12	5	5	10.0	10.0	15.0	66.67	10.00	71.80	62	
63	TERNANTE, MARISSA B.	SAN FERNANDO	TLE	1.75	13.80		0.00	13.80	1.8	2.70		0.00	2.70	81.6	13	5	5	10.0	10.0	14.8	50.00	7.50	71.75	63	
64	ROSALES, RUBIE ROSE C.	DAANBANTAYAN	TLE	1.56	15.00		0.00	15.00	3	4.50		0.00	4.50	76.8	11	10		10.0	8.0	14.5	57.78	8.67	71.67	64	
65	JUROLAN, MARY CLAIRE	LILOAN	ENGLISH	1.81	13.20		0.00	13.20	0.3	0.45		0.00	0.45	79.8	12	5	5	10.0	10.0	15.0	73.33	11.00	71.65	65	
66	MONTECILLO, SMILING T.	TABOGON	ENGLISH	1.72	13.80		0.00	13.80		0.00		0.00	0.00	84.0	14	5	5	10.0	9.3	14.5	66.67	10.00	71.63	66	
67	RODRIGO, RONNEL A.	DAANBANTAYAN	MATH	1.62	14.40		0.00	14.40	2	3.00		0.00	3.00	78.4	12	5	5	10.0	10.0	13.0	61.11	9.17	71.57	67	
68	GAYAMO, MARIA ROSARIO D.	ALOGUINSAN	TLE	1.87	13.20		0.00	13.20	2	3.00		0.00	3.00	81.4	13	5	5	10.0	10.0	14.5	52.22	7.83	71.53	68	
69	ULBENARIO, SUE T.	BALAMBAN	ENGLISH	2.05	12.00		0.00	12.00	1	1.50		0.00	1.50	81.8	13	5	5	10.0	9.3	15.0	71.11	10.67	71.50	69	
70	OFIANGA, NEDIE B.	STA. FE	TLE	2.11	11.40		0.00	11.40	14	12.00		0.00	12.00	75.0	11	5	5	10.0	6.0	13.8	48.89	7.33	71.48	70	
71	FLORES, JO-ANN B.	LILOAN	TLE - IT	1.44	15.60		0.00	15.60	3	4.50		0.00	4.50	76.0	11	5	5	10.0	8.7	13.4	55.56	8.33	71.48	71	
72	MONERA, ROSALIE A.	BORBON	FILIPINO	1.70	13.80		0.00	13.80	1	1.50		0.00	1.50	81.4	13	5	5	10.0	10.0	14.0	61.11	9.17	71.47	72	
73	TOPIA, MARIA GLENDA C.	SIBONGA	BIOLOGICAL SCIENCE	1.24	16.80		0.00	16.80	0.8	1.20		0.00	1.20	84.2	14	5		5.0	10.0	14.6	65.56	9.83	71.46	73	
74	SURALIZA, DONNA MAE D.	CONSOLACION	ENGLISH	1.81	13.20		0.00	13.20	1	1.50		0.00	1.50	82.4	13	5	5	10.0	9.3	15.0	62.22	9.33	71.37	74	
75	SUDARIA, JANETTE B.	CATMON	MATH	1.88	13.20		0.00	13.20	9	12.00		0.00	12.00	77.0	11	5	5	10.0	6.0	11.1	53.33	8.00	71.32	75	



Department of Education
Region VII, Central Visayas
DIVISION OF CEBU PROVINCE
Old IPHO Building, Sudlon, Lahug
Cebu City



**FOR POSTING
PURPOSES ONLY**

REGISTRY OF QUALIFIED APPLICANTS (SECONDARY)

S.Y. 2016-2017

(Based on DepEd Order No. 7, s. 2015)

No.	Name of Applicant	Address	Major	A. EDUCATION (20%)					B. TEACHING EXPERIENCE (15%)					C. LET/PBET RATING (15%)		D. SPECIALIZED TRAINING (10%)			I N T E R V I O E %	DEM O TEA CHI NG 15%	G. COMMUNICATION SKILLS (15%)		Total	R a n k	R e m a r k s
				GWA	Eq. Points	Maste r's/ Docto rate	Eq. Points	TOTA L	Yr. & Mos.	Eq. Point s	KVT/ LGU- Funde d Experie	Eq. Points	TOTA L	Rating	Pts.	Cer tific ate	Skil l s Dem o	TOTA L			EPT	0.15			
76	BAURI, SARANGILE D.	DAANBANTAYAN	THE	1.78	13.80		0.00	13.80	3	4.50		0.00	4.50	76.8	11	10		10.0	10.0	15.0	46.67	7.00	71.30	76	
77	ABANID, MERIAM C.	BALAMBAN	ENGLISH	1.42	15.60		0.00	15.60	3	4.50		0.00	4.50	80.6	12	5		5.0	10.0	15.0	61.11	9.17	71.27	77	
78	PEPITO, RICKY	BALAMBAN	ENGLISH	2.25	10.80		0.00	10.80	3	4.50		0.00	4.50	76.6	11	5	5	10.0	10.0	15.0	68.44	9.97	71.27	78	
79	CAMELLO, LOIDA TERESA A.	ARGAO	SOCIAL SCIENCES	1.76	13.80		0.00	13.80	20	12.00		0.00	12.00	79.1	12			0.0	10.0	13.6	65.56	9.83	71.26	79	
80	SANCHEZ, SHARLENE	SIBONGA	TLE	1.84	13.20		0.00	13.20	6	9.00		0.00	9.00	75.0	11	5		5.0	10.0	13.1	65.56	9.83	71.16	80	
81	QUIAMCO, JASON	CONSOLACION	BIOLOGICAL SCIENCE	1.80	13.20		0.00	13.20	1	1.50		0.00	1.50	82.2	13	5	5	10.0	10.0	15.0	56.22	8.43	71.13	81	
82	QUIQUI, LOUIE R.	MINGLANILLA	ENGLISH	2.13	11.40		0.00	11.40	2.5	3.75		0.00	3.75	75.0	11	5	5	10.0	10.0	14.8	68.00	10.20	71.10	82	
83	SEROY, NOELITO A.	DAANBANTAYAN	MATH	1.70	13.80		0.00	13.80	2.9	4.35		0.00	4.35	75.0	11	10		10.0	10.0	13.8	54.44	8.17	71.07	83	
84	LAHOYLAHOY, REYONON U.	MEDELLIN	TLE	1.56	15.00		0.00	15.00	2	3.00		0.00	3.00	79.6	12	5	5	10.0	8.7	13.4	60.00	9.00	71.04	84	
85	SUSAS, HERMIS G.	ALOGUINSAN	TLE	1.82	13.20		0.00	13.20	2	3.00		0.00	3.00	77.6	11	5	5	10.0	10.0	14.0	65.56	9.83	71.03	85.5	
86	MORALES, MARIA CHIN-CHIN R.	PILAR	ENGLISH	1.82	13.20		0.00	13.20	5.5	8.25		0.00	8.25	79.2	12	5		5.0	8.0	14.8	65.56	9.83	71.03	85.5	
87	DEGAMO, GRACE ANGELES N.	ASTURIAS	TLE	1.80	13.20		0.00	13.20	2	3.00		0.00	3.00	76.2	11	10		10.0	10.0	15.0	58.89	8.83	71.03	87	
88	PALATTAO, RUBY ROSE	DALAGUETE	MATH	1.57	15.00		0.00	15.00	1.8	2.70		0.00	2.70	79.2	12	5	5	10.0	9.3	14.5	50.00	7.50	71.03	88	
89	ILLUT, ROMEO J.	STA. FE	GEN SCIENCE	1.80	13.20		0.00	13.20	3	4.50		0.00	4.50	77.0	11	5	5	10.0	10.0	14.8	50.00	7.50	70.95	89	
90	VILLARIN, IVY ANN P.	DAANBANTAYAN	THE	1.90	12.60		0.00	12.60	6	9.00		0.00	9.00	77.6	11	5	5	10.0	10.0	13.0	35.56	5.33	70.93	90	



Department of Education
Region VII, Central Visayas
DIVISION OF CEBU PROVINCE
Old IPHO Building, Sudlon, Lahug
Cebu City



**FOR POSTING
PURPOSES ONLY**

REGISTRY OF QUALIFIED APPLICANTS (SECONDARY)
S.Y. 2016-2017

(Based on DepEd Order No. 7., s. 2015)

No.	Name of Applicant	Address	Major	A. EDUCATION (20%)					B. TEACHING EXPERIENCE (15%)					C. LET/PBET RATING (15%)		D. SPECIALIZED TRAINING (10%)			INTERVIEW %	DEMO TEACHING 15%	G. COMMUNICATION SKILLS (15%)		Total	Rank	Remarks	
				GWA	Eq. Points	Maste r's/ Docto rate	Eq. Points	TOTAL	Yr. & Mos.	Eq. Points	KVT/ LGU- Funde d Experi	Eq. Points	TOTAL	Rating	Pts.	Cer tific ate	Skill' s Demo	TOTAL			EPT	0.15				
91	BUOT, MARIAN L.	CARMEN	TLE	1.55	15.00		0.00	15.00	2	3.00		0.00	3.00	75.6	11	10		10.0	9.3	12.9	64.44	9.67	70.87	91		
92	ARMECIN, HONEY LYN C.	DALAGUETE	MATH	2.00	12.00		0.00	12.00	3	4.50		0.00	4.50	75.0	11	5	5	10.0	10.0	14.5	58.79	8.82	70.82	92		
93	RADAZZA, ROWENA	SIBONGA	TLE	1.78	13.80		0.00	13.80	3	4.50		0.00	4.50	77.2	11	5	5	10.0	10.0	13.5	53.33	8.00	70.80	93.5		
94	MAYOL, SHIELA A.	DAANBANTAYAN	MATH	1.70	13.80		0.00	13.80	3	4.50		0.00	4.50	76.0	11	5	5	10.0	10.0	15.0	43.33	6.50	70.80	93.5		
95	GASO, DINA P.	DAANBANTAYAN	MGT ACCTG	1.80	13.20		0.00	13.20	1	1.50		0.00	1.50	75.0	11	5	5	10.0	10.0	14.8	68.89	10.33	70.78	95		
96	QUINAPONDAN, JASON M.	CONSOLACION	MATH	1.58	15.00		0.00	15.00	1	1.50		0.00	1.50	83.0	13	5	5	10.0	10.0	11.8	63.33	9.50	70.75	96		
97	BACUS, ZEBA L.	DUMANJUG	MATH	1.66	14.40		0.00	14.40	2	3.00		0.00	3.00	82.8	13	5		5.0	10.0	14.5	72.22	10.83	70.73	97		
98	SORONIO, ROSALIE	SIBONGA	ENGLISH	1.22	16.80		0.00	16.80	1	1.50		0.00	1.50	81.2	13	5	5	10.0	10.0	10.8	57.78	8.67	70.72	98		
99	SIMENE, CHARINA MAE G.	RONDA	AP	2.32	10.20		0.00	10.20	4	6.00		0.00	6.00	75.0	11	5	5	10.0	10.0	15.0	56.67	8.50	70.70	99		
100	HEDUCOS, JOLLIBEE	SAN FRANCISCO	BIOLOGICAL SCIENCE	1.66	14.40		0.00	14.40		0.00		0.00	0.00	83.8	13	5	5	10.0	10.0	13.6	64.44	9.67	70.69	100		
101	ARTES, MELOJANE D.	BALAMBAN	ENGLISH	2.00	12.00		0.00	12.00	2	3.00		0.00	3.00	78.6	12	10		10.0	10.0	15.0	57.78	8.67	70.67	101		
102	CANADA, RODJIE L.	ARGAO	MAPEH	1.56	15.00		0.00	15.00	1	1.50		0.00	1.50	80.0	12	5	5	10.0	10.0	13.0	61.11	9.17	70.67	102		
103	VALLEJO, MARIA MAY A.	SAN FRANCISCO	MATH	1.20	16.80		0.00	16.80	1	1.50		0.00	1.50	85.0	14	5		5.0	10.0	14.0	62.22	9.33	70.63	103		
104	BANZON, RELINOR	CARMEN	MATH	1.76	13.80		0.00	13.80	12	12.00		0.00	12.00	78.6	12			0.0	9.3	14.0	63.33	9.50	70.63	104		
105	BARBEROS, RAYMON C.	BALAMBAN	ENGLISH	1.90	12.60		0.00	12.60	3	4.50		0.00	4.50	75.0	11	10		10.0	10.0	15.0	50.00	7.50	70.60	105		



Department of Education
Region VII, Central Visayas
DIVISION OF CEBU PROVINCE
Old IPHO Building, Sudlon, Lahug
Cebu City



**FOR POSTING
PURPOSES ONLY**

REGISTRY OF QUALIFIED APPLICANTS (SECONDARY)


S.Y. 2016-2017

(Based on DepEd Order No. 7., s. 2015)

No.	Name of Applicant	Address	Major	A. EDUCATION (20%)					B. TEACHING EXPERIENCE (15%)					C. LET/PBET RATING (15%)		D. SPECIALIZED TRAINING (10%)			INTERVIEW %	DEMO TEACHING 15%	G. COMMUNICATION SKILLS (15%)		Total	Rank	Remarks
				GWA	Eq. Points	Master's/Doct rate	Eq. Points	TOTAL	Yr. & Mos.	Eq. Points	KVT/LGU-Funded Experience	Eq. Points	TOTAL	Rating	Pts.	Certificate	Skills Demo	TOTAL			EPT	0.15			
106	BAGABOYBOY, ERIC	LILOAN	ENGLISH	1.52	15.00		0.00	15.00		0.00		0.00	0.00	82.2	13	5	5	10.0	8.0	14.3	68.89	10.33	70.58	106	
107	LAYOLA, BLESILA	LILOAN	TLE	1.60	14.40		0.00	14.40	1	1.50		0.00	1.50	78.0	12	5	5	10.0	8.0	13.5	74.44	11.17	70.57	107	
108	MENDEZ, BETHANY ANNE U.	SIBONGA	MAPEH	1.88	13.20		0.00	13.20	1.5	2.25		0.00	2.25	77.2	11	5	5	10.0	10.0	15.0	60.67	9.10	70.55	109	
109	LAYA, REGINA P.	BALAMBAN	SOCIAL STUDIES	1.72	13.80		0.00	13.80	1.5	2.25		0.00	2.25	75.8	11	5	5	10.0	10.0	15.0	56.67	8.50	70.55	109	
110	DESQUITADO, MAUREEN ANGELIC.	BANTAYAN	ENGLISH	1.80	13.20		0.00	13.20	2	3.00		0.00	3.00	75.0	11	5	5	10.0	10.0	15.0	55.56	8.33	70.53	110	
111	TUNDAG, RINLYN	LILOAN	FILIPINO	1.80	13.20		0.00	13.20	2	3.00		0.00	3.00	77.0	11	5	5	10.0	9.0	15.0	62.22	9.33	70.53	111	
112	DANDAN, JOEL R.	ASTURIAS	MATHEMATICS	1.90	12.60		0.00	12.60	2	3.00		0.00	3.00	83.2	13	5	5	10.0	10.0	13.3	57.78	8.67	70.52	112	
113	SITUY, CHARISH MAE A.	CONSOLACION	BSIT	1.50	15.00		0.00	15.00	2	3.00		0.00	3.00	77.4	11	5	5	10.0	10.0	14.0	50.00	7.50	70.50	113	
114	DELA TORRE, ANNEVIEVE G.	MEDELLIN	DPE	2.10	11.40		0.00	11.40	2	3.00		0.00	3.00	80.6	12	5	5	10.0	10.0	14.8	62.22	9.33	70.48	114	
115	PASAY, ROMARIE JEAN A.	COMPOSTELA	TLE	1.70	13.80		0.00	13.80	2	3.00		0.00	3.00	79.2	12	5	5	10.0	8.7	13.0	66.67	10.00	70.47	115	
116	CANENCIA, JOHN VINCENT M.	ASTURIAS	THE	1.70	13.80		0.00	13.80	1	1.50		0.00	1.50	77.0	11	5	5	10.0	10.0	15.0	61.00	9.15	70.45	117	
117	CABUDBUD, MARIA LEA U.	BALAMBAN	SCIENCE	1.80	13.20		0.00	13.20	3	4.50		0.00	4.50	76.2	11	5	5	10.0	10.0	15.0	45.00	6.75	70.45	117	
118	LUCANAS, MERIAN A.	TABOGON	TLE	1.93	12.60		0.00	12.60	1.1	1.65		0.00	1.65	78.0	12	5	5	10.0	10.0	15.0	61.11	9.17	70.42	118	
119	BAYER, STEPHEN A.	SAN REMEGIO	ENGLISH	1.63	14.40		0.00	14.40	3	4.50		0.00	4.50	75.0	11	5	5	10.0	10.0	12.0	56.67	8.50	70.40	119	
120	DELGADO, JAMES	LILOAN	ENGLISH	1.60	14.40		0.00	14.40		0.00		0.00	0.00	78.0	12	5	5	10.0	10.0	15.0	60.00	9.00	70.40	120	



Department of Education
Region VII, Central Visayas
DIVISION OF CEBU PROVINCE
Old IPHO Building, Sudlon, Lahug
Cebu City



**FOR POSTING
PURPOSES ONLY**

REGISTRY OF QUALIFIED APPLICANTS (SECONDARY)

S.Y. 2016-2017

(Based on DepEd Order No. 7., s. 2015)

No.	Name of Applicant	Address	Major	A. EDUCATION (20%)					B. TEACHING EXPERIENCE (15%)					C. LET/PBET RATING (15%)		D. SPECIALIZED TRAINING (10%)			INTERVIEW %	DEMO TEACHING 15%	G. COMMUNICATION SKILLS (15%)		Total	Rank	Remarks
				GWA	Eq. Points	Masters/Doct rate	Eq. Points	TOTAL	Yr. & Mos.	Eq. Points	KVT/LGU-Funded Experience	Eq. Points	TOTAL	Rating	Pts.	Certificate	Skills Demo	TOTAL			EPT	0.15			
121	OTADAY, GUALBERTO C.	PORO	ENGLISH	1.23	16.80		0.00	16.80	1.5	2.25		0.00	2.25	76.0	11	5	5	10.0	10.0	13.0	48.89	7.33	70.38	121	
122	ARENDAIN, ESTER	CARMEN	MATH	2.20	10.80		0.00	10.80	6	9.00		0.00	9.00	78.2	12	5	5	10.0	6.0	11.8	72.22	10.83	70.38	122	
123	FIGUES, ANGELICAR B.	OSLOB	ENGLISH	1.69	14.40		0.00	14.40	3	4.50		0.00	4.50	81.0	13	5	5	10.0	10.0	8.6	65.56	9.83	70.36	123	
124	NACARIO, SHELBY G.	MINGLANILLA	FILIPINO	1.58	15.00		0.00	15.00	2	3.00		0.00	3.00	78.2	12	3	5	8.0	10.0	15.0	48.89	7.33	70.33	124	
125	LIM, ROMMEL O.	BARILI	TLE	2.07	12.00		0.00	12.00		0.00		0.00	0.00	84.0	14	5	5	10.0	10.0	15.0	62.22	9.33	70.33	125	
126	ALVARICO, BIERNICE JEAN T.	DUMANJUG	TLE	1.72	13.80		0.00	13.80		0.00		0.00	0.00	78.0	12	10		10.0	10.0	14.0	70.00	10.50	70.30	127	
127	GALLEGO, KRIZA APRIL H.	CONSOLACION	ENGLISH/FILIPINO	1.84	13.20		0.00	13.20	2.4	3.60		0.00	3.60	76.0	11	5	5	10.0	10.0	15.0	50.00	7.50	70.30	127	
128	CANONEO, KATHERINE GAY B.	BALAMBAN	ENGLISH	1.50	15.00		0.00	15.00	1	1.50		0.00	1.50	77.6	11	5	5	10.0	9.3	14.6	58.89	8.83	70.29	128	
129	TURAN, MARJEN A.	CONSOLACION	PHYSICAL SCIENCE	2.38	10.20		0.00	10.20	9	12.00		0.00	12.00	75.0	11	5	5	10.0	9.3	10.3	50.00	7.50	70.28	129	
130	SALADAGA, QUEENIE M.	LILLOAN	SOCIAL SCIENCE	1.60	14.40		0.00	14.40		0.00		0.00	0.00	78.0	12	5	5	10.0	10.0	15.0	58.89	8.83	70.23	130	
131	CONDINO, NIEL PATRICK C.	DAANBANTAYAN	MATH	1.75	13.80		0.00	13.80	1.4	2.10		0.00	2.10	77.6	11	5	5	10.0	8.7	15.0	64.44	9.67	70.23	131	
132	RIVERA, MARY JANE A.	LILLOAN	SOCIAL STUDIES	1.90	12.60		0.00	12.60	13	12.00		0.00	12.00	79.8	12			0.0	10.0	14.6	60.00	9.00	70.23	132	
133	ABABON, FAYE C.	MINGLANILLA	TLE	1.54	15.00		0.00	15.00	0.3	0.45		0.00	0.45	77.8	11	5	5	10.0	10.0	14.8	60.00	9.00	70.20	133	
134	GASCON, ELENITO B.	SIBONGA	MATHEMATICS	2.10	11.40		0.00	11.40	7	10.50		0.00	10.50	76.2	11	5		5.0	10.0	13.6	57.78	8.67	70.19	134	
135	SALDUA, NOCHEDITA M.	BALAMBAN	TLE	1.94	12.60		0.00	12.60	1.5	2.25		0.00	2.25	75.0	11	5	5	10.0	10.0	15.0	62.22	9.33	70.18	135	



Department of Education
Region VII, Central Visayas
DIVISION OF CEBU PROVINCE
Old IPHO Building, Sudlon, Lahug
Cebu City




**FOR POSTING
PURPOSES ONLY**

REGISTRY OF QUALIFIED APPLICANTS (SECONDARY)

S.Y. 2016-2017

(Based on DepEd Order No. 7., s. 2015)

No.	Name of Applicant	Address	Major	A. EDUCATION (20%)					B. TEACHING EXPERIENCE (15%)					C. LET/PBET RATING (15%)		D. SPECIALIZE D TRAINING (10%)			I N T E R V I E W %	D E M O T E A C H I N G 15%	G. COMMUNICA TION SKILLS (15%)		Total	R a n k	R e m a r k s
				GWA	Eq. Points	Maste r's/ Docto rate	Eq. Points	TOTA L	Yr. & Mos.	Eq. Point s	KVT/ LGU- Funde d Experi e	Eq. Points	TOTA L	Rating	Pts.	Cer tific ate	Skil l's Dem o	TOTA L			EPT	0.15			
136	TEROL, MARIA MILAGROS B.	TABOGON	ARALING PANLIPUNAN	1.59	15.00		0.00	15.00	1	1.50		0.00	1.50	75.0	11	5	5	10.0	10.0	14.0	57.78	8.67	70.17	136	
137	SOLASCO, EMISCHEL T.	ASTURIAS	MATHEMATICS	1.51	15.00		0.00	15.00		0.00		0.00	0.00	75.0	11	5	5	10.0	10.0	15.0	61.11	9.17	70.17	138	
138	IBALE, SUSAN M.	LILOAN	ENGLISH	1.50	15.00		0.00	15.00		0.00		0.00	0.00	82.0	13	5	5	10.0	9.0	14.0	61.11	9.17	70.17	138	
139	CATARATA, TED FELIPE L.	MEDELLIN	ENGLISH	1.90	12.60		0.00	12.60	2.2	3.30		0.00	3.30	80.6	12	5	5	10.0	9.3	12.8	67.78	10.17	70.15	139	
140	MOLINAS, CLINT R.	SOGOD	MAPEH	1.61	14.40		0.00	14.40	1	1.50		0.00	1.50	76.8	11	5	5	10.0	9.0	14.8	63.33	9.50	70.15	140	
141	PRESBITERO, JOHN EMMAN S.	TUBURAN	INDUSTRIAL TECHNOLOGY	1.59	15.00		0.00	15.00		0.00		0.00	0.00	81.0	13	5	5	10.0	9.3	15.0	52.22	7.83	70.13	141	
142	DONAYRE, RICHEL D.	TUDELA	MATH	1.59	15.00		0.00	15.00	0.8	1.20		0.00	1.20	78.4	12	5	5	10.0	10.0	13.3	57.78	8.67	70.12	142	
143	NINO, LEAH L.	BALAMBAN	MATH	2.14	11.40		0.00	11.40	2.6	3.90		0.00	3.90	81.8	13	10		10.0	9.3	14.0	56.67	8.50	70.10	144	
144	YUSON, MARIEDEL M.	MEDELLIN	TLE	1.47	15.60		0.00	15.60		0.00		0.00	0.00	81.0	13	5	5	10.0	10.0	13.0	56.67	8.50	70.10	144	



Department of Education
Region VII, Central Visayas
DIVISION OF CEBU PROVINCE
Old IPHO Building, Sudlon, Lahug
Cebu City



**FOR POSTING
PURPOSES ONLY**

REGISTRY OF QUALIFIED APPLICANTS (SECONDARY)

S.Y. 2016-2017

(Based on DepEd Order No. 7., s. 2015)

No.	Name of Applicant	Address	Major	A. EDUCATION (20%)					B. TEACHING EXPERIENCE (15%)					C. LET/PBET RATING (15%)		D. SPECIALIZED TRAINING (10%)			INTERVIEW 10%	DEMO TEACHING 15%	G. COMMUNICATION SKILLS (15%)		Total	Rank	Remarks
				GWA	Eq. Points	Masters/Doctorate	Eq. Points	TOTAL	Yr. & Mos.	Eq. Points	KVT/LGU-Funded Experience	Eq. Points	TOTAL	Rating	Pts.	Certificate	Skills Demo	TOTAL			EPT	0.15			
145	HJAPON, MARY NEOL	STA. FE	TLE	1.77	13.80	Master's Degree	1.00	14.80	1.9	2.85		0.00	2.85	80.4	12	5	5	10.0	8.1	14.0	55.56	8.33	70.08	145	
146	MANAYON, ZENaida	CORDOVA	MATH	1.92	12.60		0.00	12.60	4	6.00		0.00	6.00	78.4	12	5	5	10.0	9.3	10.1	66.67	10.00	70.06	146	
147	YAP, EMMANUEL J.	BALAMBAN	ENGLISH	2.39	10.20		0.00	10.20	4	6.00		0.00	6.00	76.8	11	5	5	10.0	10.0	15.0	52.22	7.83	70.03	147	
148	GALLARDO, MA. VERONICA M	TUBURAN	TLE	1.61	14.40		0.00	14.40		0.00		0.00	0.00	75.0	11	5	5	10.0	10.0	15.0	64.11	9.62	70.02	148	
149	BUSTAMANTE, DARVICK ERIK L.	BALAMBAN	ENGLISH	1.76	13.80		0.00	13.80		0.00		0.00	0.00	77.8	11	5	5	10.0	10.0	15.0	68.00	10.20	70.00	149	

Division Ranking Committee:


ESTER A. FUTALAN, Ed. D
Chairman


MARY ANN J. FLORES, Ed.D
Member


NENITA G. JARALVE
Member


JUVIMAR E. MONTOLO
Member


CANDIDA C. PURGATORIO
Member

GERARDO S. MANTOS, Ed. D
Member

APPROVED BY:

RHEA MAR A. ANGTUD, Ed. D., CESO VI
Schools Division Superintendent



Department of Education
Region VII, Central Visayas
DIVISION OF CEBU PROVINCE
Old IPHO Building, Sudlon, Lahug
Cebu City



**FOR POSTING
PURPOSES ONLY**

REGISTRY OF QUALIFIED APPLICANTS (SECONDARY)

S.Y. 2016-2017

(Based on DepEd Order No. 7., s. 2015)


No.	Name of Applicant	Address	Major	A. EDUCATION (20%)					B. TEACHING EXPERIENCE (15%)					C. LET/PBET RATING (15%)		D. SPECIALIZED TRAINING (10%)			INTERVIEW %	DEMO TEACHING 15%	G. COMMUNICATION SKILLS (15%)		Total	Rank	Remarks
				GWA	Eq. Points	Master's/Doct rate	Eq. Points	TOTAL	Yr. & Mos.	Eq. Points	KVT/LGU-Funded Experienced	Eq. Points	TOTAL	Rating	Pts.	Certificate	Skill's Demo	TOTAL			EPT	0.15			

77.75-78.99	2.7	7.80
76.50-77.74	2.8	7.20
75.00-76.49	2.9	6.60
75.00-76.49	3.0	6.60

DE(ADD. POINTS

Mac 1
Doc 2
Nor 0

KV\Add. Points



Department of Education
Region VII, Central Visayas
DIVISION OF CEBU PROVINCE
Old IPHO Building, Sudlon, Lahug
Cebu City



**FOR POSTING
PURPOSES ONLY**

REGISTRY OF QUALIFIED APPLICANTS (SECONDARY)

S.Y. 2016-2017

(Based on DepEd Order No. 7., s. 2015)

No.	Name of Applicant	Address	Major	A. EDUCATION (20%)					B. TEACHING EXPERIENCE (15%)					C. LET/PBET RATING (15%)		D. SPECIALIZED TRAINING (10%)			INTERVIEW 10%	DEMO TEACHING 15%	G. COMMUNICATION SKILLS (15%)		Total	Rank	Remarks
				GWA	Eq. Points	Master's/ Doct. rate	Eq. Points	TOTAL	Yr. & Mos.	Eq. Points	KVT/ LGU-Funded Experience	Eq. Points	TOTAL	Rating	Pts.	Certificate	Skills Demo	TOTAL			EPT	0.15			

EDUCATION			EDUCATION		
GWA	EQUIVALENT POINT	PBET RATING	T RATIO	Q. POINTS	
99.00-100	1.0	18.00	82 and above	and ab	15
97.75-98.99	1.1	17.40	79-81	84-86	14
96.50-97.74	1.2	16.80	76-78	81-83	13
95.25-96.49	1.3	16.20	73-75	78-80	12
94.00-95.24	1.4	15.60	70-72	75-77	11
92.75-93.99	1.5	15.00			
91.50-92.74	1.6	14.40			
90.25-91.49	1.7	13.80			
89.00-90.24	1.8	13.20			
87.75-88.99	1.9	12.60			
86.50-87.74	2.0	12.00			
85.25-86.49	2.1	11.40			
84.00-85.24	2.2	10.80			
82.75-83.99	2.3	10.20			
81.50-82.74	2.4	9.60			
80.25-81.49	2.5	9.00			
79.00-80.24	2.6	8.40			